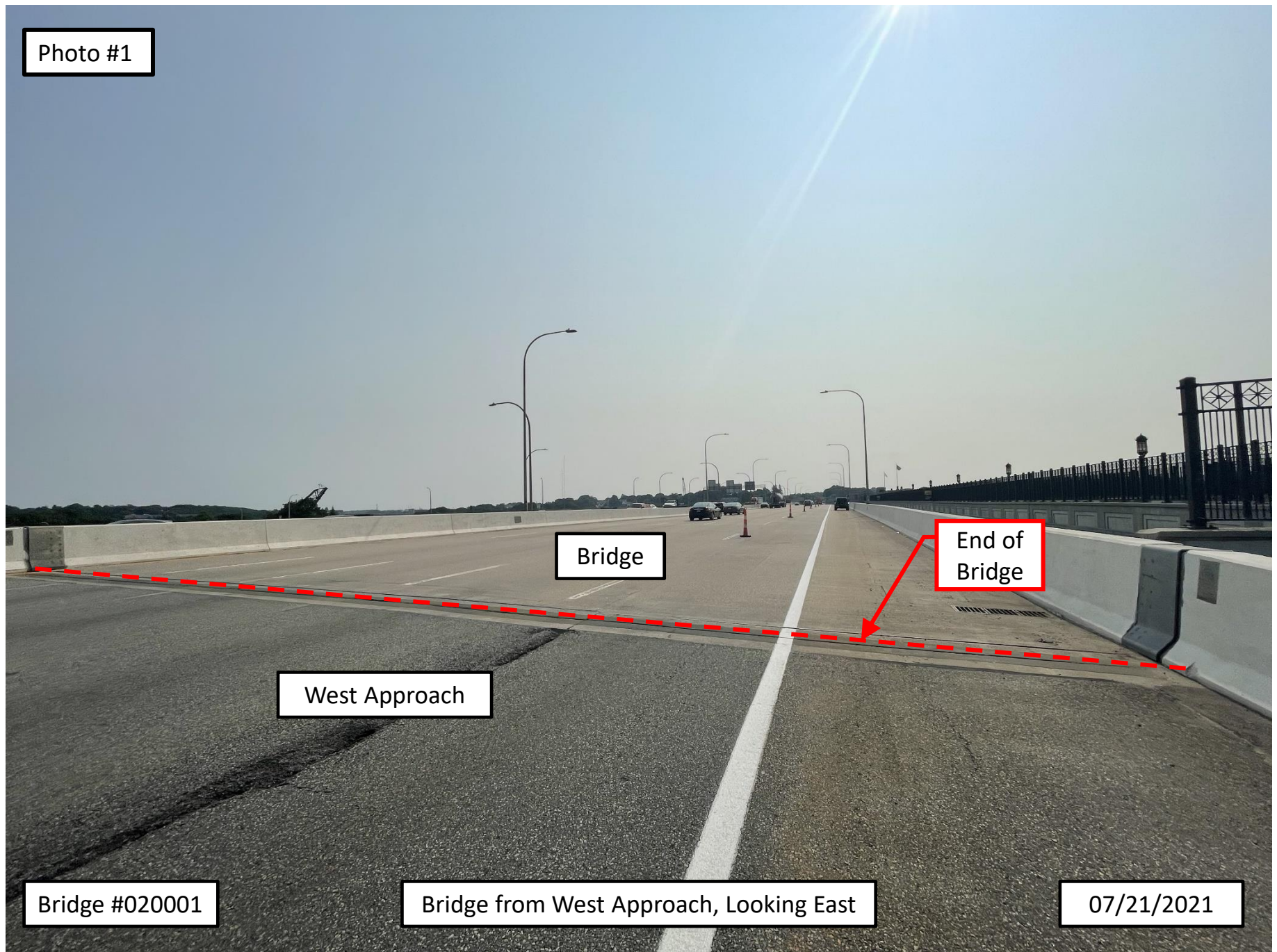


Photo #1



Bridge

End of
Bridge

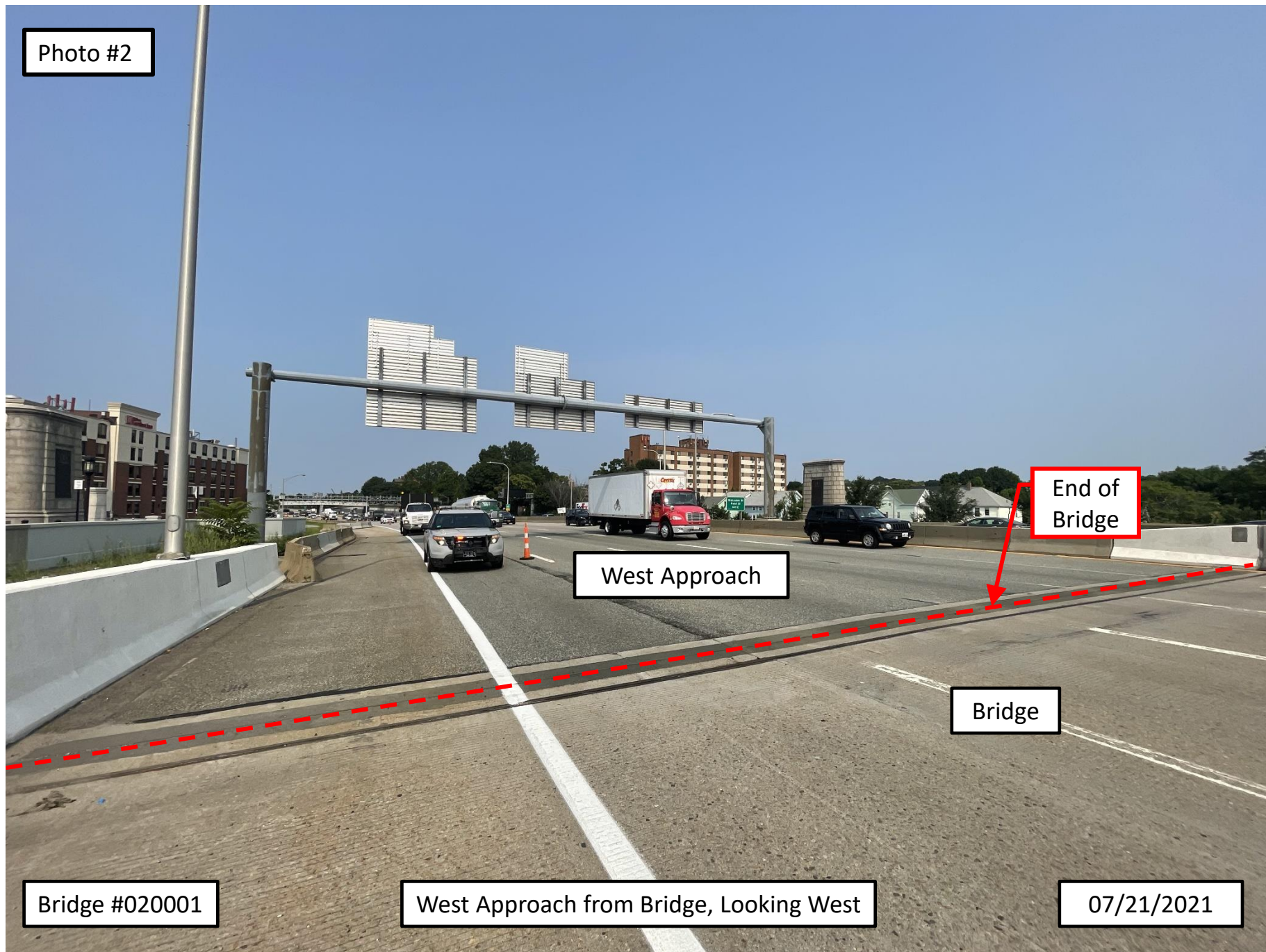
West Approach

Bridge #020001

Bridge from West Approach, Looking East

07/21/2021

Photo #2



Bridge #020001

West Approach from Bridge, Looking West

07/21/2021

Photo #3

Bridge

End of
Bridge

Exit Ramp

East Approach

Bridge #020001

Bridge from East Approach, Looking West

07/23/2021

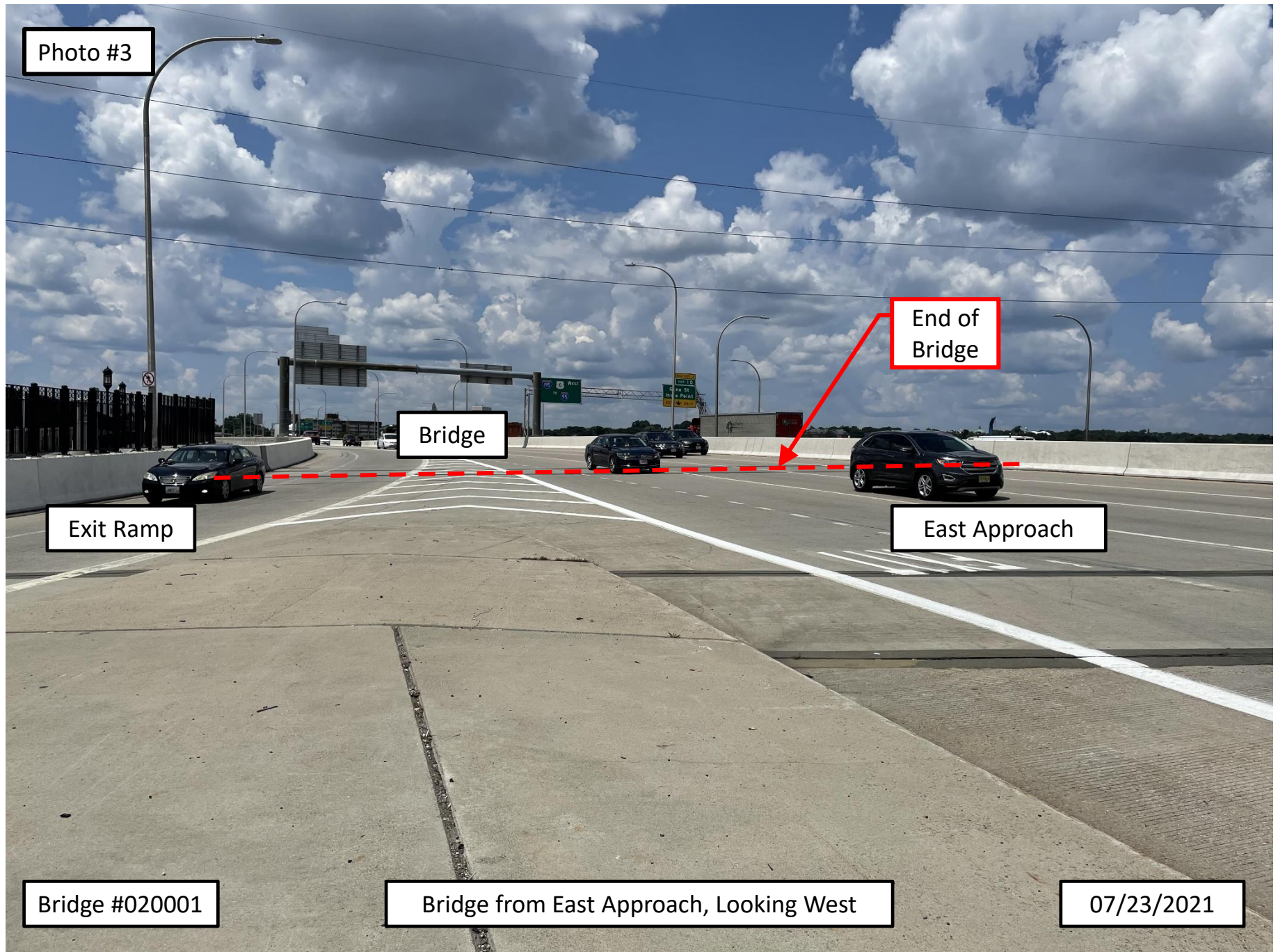
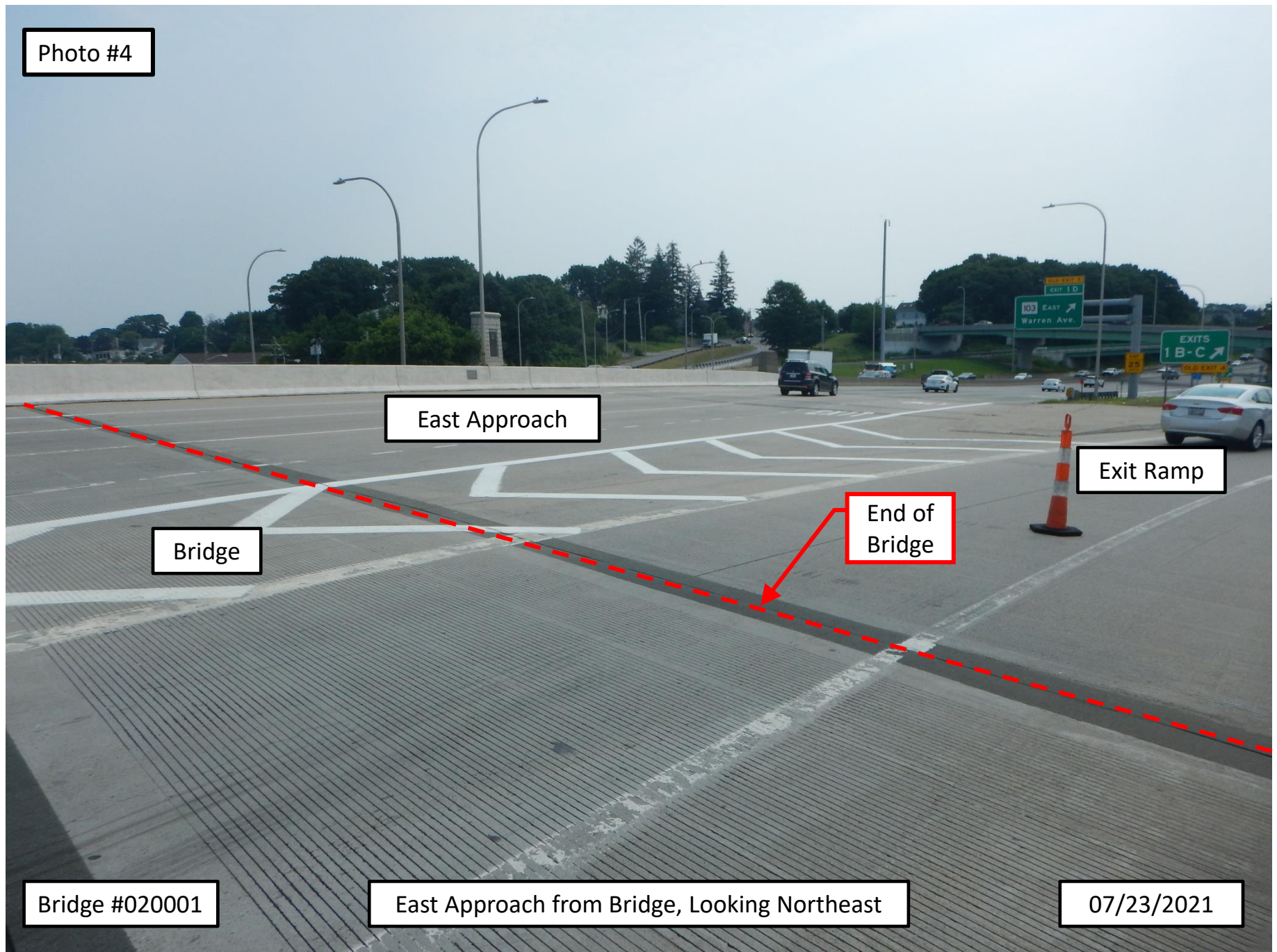


Photo #4



East Approach

Bridge

End of
Bridge

Exit Ramp

Bridge #020001

East Approach from Bridge, Looking Northeast

07/23/2021

Photo #5

WASHINGTON
BRIDGE
NO 200

Bridge ID
plaque

Bridge #020001

Northwest Corner, North Rail, Looking North

07/21/2021

Photo #6

Vertical clearance signage
over Water Street

Bridge route
ID signage



Bridge #020001

Span 14, Girder J, South Face, Looking Northwest

07/21/2021

Photo #7

Girder J

Girder A

Pier 2

Column C

Column B

Column A

Bridge #020001

Span 3, Pier 2, East Elevation, Looking West

07/23/2021




Photo #8

J I H G F E D C B A

Pier 2

Bridge #020001

Span 3 Underside, Looking West

07/23/2021




Photo #9

Girder J

Girder A

Pier 5

Column A

Column B

Column C

Original pier wall

Bridge #020001

Span 5, Pier 5, West Elevation, Looking East

07/15/2021




Photo #10

A

B

C

D

E

F

G

H

I

J

Pier 5

Bridge #020001

Span 5 Underside, Looking East

07/12/2021





Photo #11



Pier 9

Girder J

Pier 10

Bridge #020001

South Elevation, Span 10, Looking North

07/23/2021

Photo #12

Girder J

Girder A

Pier 9

Column C

Column B

Column A

Original pier wall

Bridge #020001

Span 10, Pier 9, East Elevation, Looking West

07/23/2021




Photo #13

A

B

C

D

E

F

G

H

I

J

Bridge #020001

Span 10 Underside, Looking East

Pier 10

07/23/2021



Photo #14

Girder J

Girder A

Pier 13

Column C

Column B

Column A

Bridge #020001

Span 14, Pier 13, East Elevation, Looking West

07/23/2021




Photo #15

A

B

C

D

E

F

G

H

I

J

Bridge #020001

Span 14 Underside, Looking East

East Abutment

07/23/2021




Photo #16

Rusted drain pipes

Girder G

Girder H

Bridge #020001

Span 2, Bay G, looking East

07/12/2021




Photo #17

Girder G

Cable secured to
Interior Diaphragm 2

Bridge #020001

Span 12, Midspan, looking Southeast

07/15/2021




Photo #18

Girder G

Conduit exhibits
moderate rust

Bridge #020001

Span 14, Girder G, North Face, near Interior Diaphragm 3

06/29/2021




Photo #19

Impact scrapes to rail

Impact damage to
lighting standard

Bridge #020001

Span 4, South Rail, at Midspan, looking Southeast

07/21/2021




Photo #20

Missing hand
hole cover

Missing anchor
bolt covers

Bridge #020001

Span 5, South Rail, looking South

07/21/2021




Photo #21

Full width transverse hairline
cracks spaced 2'-3' apart

Bridge #020001

Span 3, Right Lane, looking North

07/21/2021

Photo #22

Typical scaling of
concrete deck

Bridge #020001

Span 14, Left Lane, looking Northeast

07/21/2021

Photo #23

Typical anchor bolt holes
with efflorescence and
minor rust staining

Bridge #020001

Span 14, Bay G, looking East

06/30/2021




Photo #24

Foam hanging down
from joint was removed
during inspection

Bridge #020001

Span 4, South Overhang, near Pier 4, looking North

07/12/2021

Photo #25

1'-0" long section
of missing sealant

2'-0" long section
of missing sealant

West Approach

Bridge Span 1

6" long x 2'-0" wide x
2" deep spall

Bridge #020001

West Abutment, looking North

07/21/2021




Photo #26

3" long x 1'-3" wide x
1/2" deep spall

Damaged and
missing neoprene

Plow damage
to joint angle

Bridge #020001

Span 4, Pier 4, Right Shoulder

07/21/2021




Photo #27

Typical filled-in
anchor bolt holes

Girder G

Bridge #020001

Span 6, Bay G, near West Field Splice, looking Northeast

07/13/2021




Photo #28

Transverse hairline cracks
with efflorescence

Typical leakage at unfilled
anchor bolt holes

Girder G

Girder H

Bridge #020001

Span 3, Bay G, between Interior Diaphragms 4 and 5, looking East

07/14/2021




Photo #29

Girder G

Girder H

Typical exposed anchor bolts
hanging down from holes

Bridge #020001

Span 5, Bay G, looking East

07/12/2021



Photo #30

3" long x 6" wide x
1" deep deck spall

Corrosion to top flange
of end diaphragm

Girder G

Girder H

Bridge #020001

Span 4, Pier 4, Bay G, looking East

07/12/2021




Photo #31

Typical transverse
hairline cracks
with efflorescence

Girder J

Bridge #020001

Span 4, South Overhang, near Pier 4, looking East

07/12/2021




Photo #32

Minor leakage at
longitudinal deck joint

Girder G

Bridge #020001

Span 1, West Abutment, Bay G, looking Northwest

07/13/2021



Photo #33

Leakage at
longitudinal
deck joint

Girder G

Bridge #020001

Span 9, Pier 9, Bay G, looking East

07/13/2021




Photo #34

Typical transverse hairline
cracks spaced 3'-6' apart

Girder H

Bridge #020001

Span 5, Bay G, at field splice, looking Southwest

07/13/2021




Photo #35

Vertical hairline crack

Girder J

Bridge #020001

Span 9, South Overhang, at field splice, looking Southwest

07/14/2021

Photo #36

Typical scattered rust
to stay-in-place forms

Girder I

Girder J

Bridge #020001

Span 3, Bay I, looking East

07/12/2021



Photo #37

Typical scattered rust
to stay-in-place forms

Girder J

Girder I

Bridge #020001

Span 4, Bay I, looking West

07/12/2021




Photo #38

Typical scattered rust
to stay-in-place forms

Girder J

Girder I

Bridge #020001

Span 11, Bay I, looking West

07/15/2021



Photo #39

Typical scattered rust
to stay-in-place forms

Girder K

Bridge #020001

Span 14, Bay K, near Interior Diaphragm 5

06/29/2021

Photo #40

Moderate rust to drain
connection to deck

Corrosion to stay-in-place form

Girder A

Bridge #020001

Span 6, Pier 5, Bay A, looking Northwest

07/13/2021




Photo #41

1'-6" long x 4'-0" wide area
of up to 100% section loss
to stay-in-place form

7'-0" long area of heavy
rust to Girder A

Laminar rust at the interface
of the top flange and the
stay-in-place form

Girder A

Bridge #020001

Span 11, Bay A, near Interior Diaphragm 2, looking North

07/15/2021

Photo #42

1'-0" long x 3'-0" wide area
of rust to stay-in-place form

Girder G

Bridge #020001

Span 14, Bay F, near Interior Diaphragm 3

06/29/2021



Photo #43

Interior Diaphragm 3

Girder E

12-1/2" long weld defect

Bridge #020001

Span 2, Girder E, North Face, looking South

07/12/2021




Photo #44

Full height weld defect

Girder F

Interior Diaphragm 2

Bridge #020001

Span 3, Girder F, North Face, looking South

07/12/2021

SP. 3
F
@ 2ND
DIA

Photo #45

Girder H

Interior Diaphragm 6

10" long weld defect

Bridge #020001

Span 6, Girder H, South Face, looking West

07/13/2021




Photo #46

Interior Diaphragm 2

Girder G

4" long weld defect

Bridge #020001

Span 11, Girder G, South Face, looking East

07/15/2021




Photo #47

Girder A

7-1/2" long weld defect

11" long weld defect

Bridge #020001

Span 13, near Pier 13, Girder A, North Face, looking South

07/19/2021




Photo #48

Girder J

Interior Diaphragm 1

10-1/2" long weld defect

Bridge #020001

Span 14, Girder J, North Face, looking West

07/19/2021




Photo #49

Multiple locations
of weld defects

Girder J

Interior Diaphragm 1

Bridge #020001

Span 14, Girder J, North Face, looking South

07/19/2021

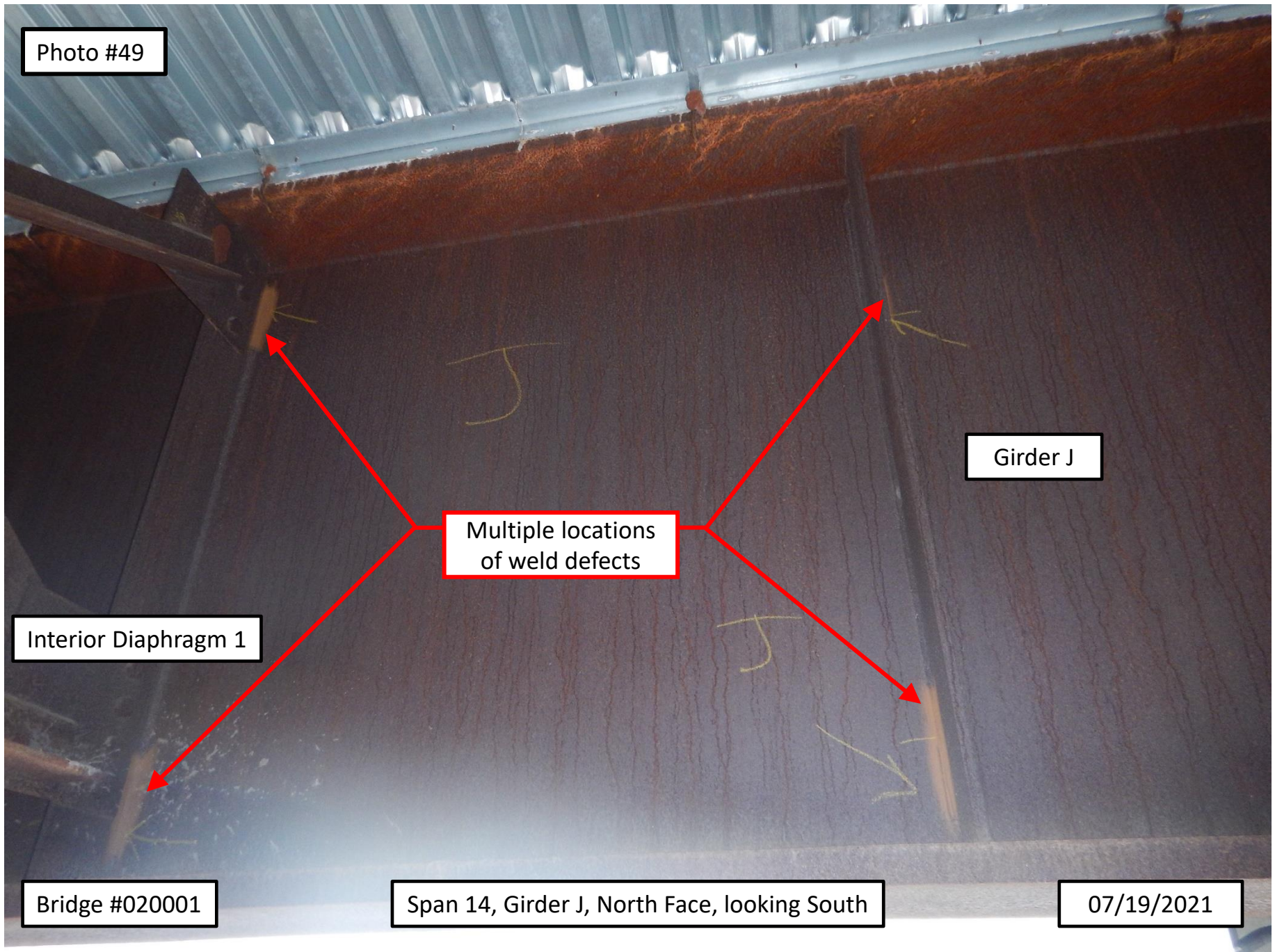


Photo #50

4-1/2" long weld defect

Girder B

Interior Diaphragm 1

Dye penetrant test, no cracks
observed in the weld

Bridge #020001

Span 11, Girder B, North Face, looking West

07/23/2021




Photo #51

3" long weld defect

Interior Diaphragm 1

Girder C

Dye penetrant test, no cracks
observed in the weld

Bridge #020001

Span 11, Girder C, North Face, looking West

07/23/2021




Photo #52

Full height weld defect

Dye penetrant test, no cracks
observed in the weld

Interior Diaphragm 4

Girder A

Bridge #020001

Span 12, Girder A, South Face, looking West

07/23/2021




Photo #53

Interior Diaphragm 4

Full length weld defect

Girder E

Dye penetrant test, no cracks
observed in the weld

Bridge #020001

Span 12, Girder E, North Face, looking West

07/23/2021




Photo #54

Girder C

Concrete overpour
onto bottom flange

DONE
→

Bridge #020001

Span 4, Girder C, South Face, looking North

07/12/2021




Photo #55

Girder I

Typical gap between
webs at field splice

1/4"

SPAN 2

I

7/16"

Bridge #020001

Span 2, Girder I, South Face, at field splice, looking North

07/12/2021

Photo #56

3RD
DIT

SPAN 2
I

Girder I

Bottom flange bent up 3/4"
high over a 2'-0" length

Bridge #020001

Span 2, Girder I, North Face, looking South

07/12/2021

Photo #57

Interior Diaphragm 3

Girder J

SPAN 2
J

← 3RD
DIA

Bottom flange bent
1/8" upwards

Bridge #020001

Span 2, Girder J, North Face, looking South

07/12/2021

Photo #58

Girder F

Pier 3

Typical minor bends to
bottom flange throughout
full length of girder

Bridge #020001

Span 3, Girder F, South Face, looking Northeast

07/14/2021




Photo #59

Girder F

Warped bottom flange

Pier 6

Bridge #020001

Span 6, Girder F, near West Field Splice, looking Northwest

07/13/2021




Photo #60

Girder B

Bottom flange is
warped 1/8" high

Bridge #020001

Span 9, Girder B, South Face, near field splice, looking North

07/14/2021




Photo #61

Girder J

Typical minor bend in
bottom flange at transition

Bridge #020001

Span 11, Girder A, South Face, near Interior Diaphragm 2, looking North

07/13/2021




Photo #62

Girder J

(2) Unused bolt holes

Bridge #020001

Span 2, Girder J, North Face, near Interior Diaphragm 1, looking South

07/13/2021

Photo #63

Girder A

Rust along
bottom flange

Bridge #020001

Span 2, Girder A, South Face, looking North

07/12/2021




Photo #64

Girder A

Laminar rust
at the base
of the web

Bridge #020001

Span 3, Girder A, North Face, looking South

07/12/2021




Photo #65

Girder J

Corrosion and flaking
to underside of
bottom flange

Bridge #020001

Span 4, Girder J, near Pier 4, looking West

07/12/2021




Photo #66

Girder H

Moderate rust
to top flange

Girder I

Bridge #020001

Span 5, Girder H, South Face, looking East

07/12/2021




Photo #67

Girder A

Laminar rust up to 3"
high at bottom of web

Bridge #020001

Span 7, Girder A, North Face, at East Field Splice, looking South

07/13/2021

Photo #68

Girder A

Laminar rust to
underside of
bottom flange

Bridge #020001

Span 8, Girder A, near East Field Splice, looking Southwest

07/12/2021

Photo #69

Girder A

4'-0" long x 3"
high area of rust

Bridge #020001

Span 14, Girder A, North Face, West Field Splice, looking South

07/19/2021




Photo #70

Girder A

6'-0" long x 4" high x up
to 1/16" section loss

Bridge #020001

Span 14, Girder A, North Face, East Field Splice, looking South

06/29/2021




Photo #71

Girder G

(3) missing bolts in bottom
flange splice plate

Bridge #020001

Span 7, Girder G, at West Field Splice

07/13/2021




Photo #72

Column A

Hairline cracks around
base of column

Bridge #020001

Pier 11, Column A, looking Southwest

07/15/2021




Photo #73

Girder H

Construction debris
on beam seat

West Abutment

Bridge #020001

West Abutment, Bay G, looking West

07/13/2021



Photo #74

Girder A

East Abutment

11" long x 2'-7" high
x 7" deep spall

Up to 11" long x 8'-10"
high hollow area/loose
section of concrete

Bridge #020001

East Abutment, North Face, looking South

06/30/2021




Photo #75

East Abutment

3'-0" long horizontal hairline
crack with efflorescence

Repaired diagonal hairline
cracks with efflorescence

(2) 5'-0" long diagonal hairline
cracks with efflorescence

Bridge #020001

East Abutment, below Bays D through F, looking East

06/30/2021




Photo #76

Girder J

Kicker
Beam K

Kicker
Beam L

East Abutment

Efflorescence
along horizontal
construction joint

2'-6" long diagonal crack with
efflorescence and rust staining

Bridge #020001

East Abutment, below Bays I through K, looking East

06/30/2021




Photo #77

Minor debris accumulation
on top of pier cap

Bridge #020001

Span 5, Pier 4, Bay I, looking West

07/15/2021




Photo #78

Bridge 020001

Bridge 070001

Girder A

Cable hanging down from
Bridge 070001 crossing
over to Bridge 020001

Pier 8

Bridge #020001

Span 8, Pier 8, looking West

07/14/2021




Photo #79

5'-8" high hairline crack
with efflorescence

Bridge #020001

Span 11, Pier 10, East Face, below Girder B, looking West

07/15/2021




Photo #80

Girder A

Scupper downspout


5'-0" high hairline crack
with efflorescence

Bridge #020001

Span 12, Pier 11, East Face, looking West

07/15/2021

Photo #81



Hairline crack through Girder
A bearing pedestal extending
from top face onto North Face


Bridge #020001

Pier 2, North Face, below Girder A, looking South

07/14/2021

Photo #82

(2) 6'-0" high hairline
cracks extending onto
underside of pier cap



Bridge #020001

Span 3, Pier 3, below Girders E and F, looking Northeast

07/14/2021

Photo #83

Corrosion to modular
expansion joint elements

Span 5

Span 4

Bridge #020001

Pier 4, North End, looking South

07/12/2021




Photo #84

Modular
expansion joint

Span 4

Span 5

Damaged and missing
sections of neoprene seal

Bridge #020001

Pier 4, Right Shoulder, looking North

07/21/2021




Photo #85

Impact damage to
modular expansion joint

Span 9

Span 10

Bridge #020001

Pier 9, Right Lane, looking North

07/21/2021




Photo #86

Modular
expansion joint

Bridge Span 14

East Approach

Debris impaction
in joint

Damaged, missing, and
depressed sections of
neoprene seal

Bridge #020001

East Abutment, Right Shoulder, looking North

07/21/2021




Photo #87

Modular
expansion joint

Span 9

Span 10

Debris impaction in joint

Bridge #020001

Pier 9, Right Shoulder, looking North

07/21/2021




Photo #88

Up to 3" deep potholes
adjacent to separation crack

Separation crack

Bridge #020001

West Approach, Right Lane, looking Northwest

07/21/2021

Photo #89

Full height vertical hairline
cracks spaced 2' to 3' apart

SPAN 2 SOUTH RAIL

Bridge #020001

Span 2, South Railing, at Midspan, looking South

07/21/2021

Photo #90

Full height vertical hairline
cracks throughout exterior
face of railing

Bridge #020001

Span 3, South Railing, at Midspan, looking North

07/21/2021

Photo #91

Left Lane I-195 Eastbound

Original grate is
cracked and broken

Replacement grate
exhibits broken
welds and is loose

Standing water

Portion of grate is loose

Grate 100% clogged

Bridge #020001

Pier 1, Left Lane, looking East

07/21/2021




Photo #92

Left Lane I-195 Eastbound

Original grate is cracked and broken

Replacement grate exhibits broken welds and is loose

Loose portion of grate can be removed by hand

Grate 100% clogged

Bridge #020001

Pier 1, Left Lane, looking East

07/21/2021



Photo #93

Left Lane I-195 Eastbound

Replacement grate exhibits broken welds and is loose

Portion of grate is loose and can be removed by hand

Original grate is cracked and broken

Bridge #020001

Pier 4, Left Lane, looking East

07/21/2021




Photo #94

Left Lane I-195 Eastbound

Broken welds

Cracked and broken grate

Loose portion of grate

Bridge #020001

Pier 4, Left Lane, looking West

07/21/2021




Photo #95

Left Lane I-195 Eastbound

Double replacement
grate exhibits broken
welds and is loose

Bridge #020001

Pier 10, Left Lane, looking East

07/21/2021



Photo #96

Typical clogged
downspout filled
with debris

SP.2
@
PI,
N. Downspout

Bridge #020001

Span 2, Pier 1, below Bay A, looking Northwest

07/12/2021

Photo #97

Standing water
around drain pipe

Mud along base
of abutment

Bridge #020001

East Abutment, below Bay D, looking East

06/30/2021



Photo #98

Girder ends have
been painted over

Isolated locations
of chipped paint

Girder J

Bridge #020001

Span 4, Pier 4, Girder J, South Face, looking East

07/13/2021




Photo #99

Girder G

Isolated locations of chipped paint and light rust

Girder ends have been painted over

Bridge #020001

Span 14, Girder G, South Face, near East Abutment, looking North

07/13/2021




Photo #100

Girder J

SP1
GJ

(2) unused bolt holes
at girder end

Bridge #020001

Span 1, West Abutment, Girder J, South Face, looking North

07/13/2021

Photo #101

Girder A

(4) unused bolt
holes at girder end

Bridge #020001

Span 9, Pier 9, Girder A, North Face, looking Southeast

07/14/2021




Photo #102

Girder A (Span 5)

1'-1" long x 3" high
corrosion to web

Girder A (Span 4)

Corrosion to bottom
flange at bearing

Bridge #020001

Span 5, Pier 4, Girder A, North Face, looking South

07/12/2021




Photo #103

Girder A (Span 9)

Girder A (Span 10)

Moderate surface rust on
bottom flange and up to 1'-0"
high on bearing stiffener

Bridge #020001

Pier 9, Girder J, South Face, looking Northeast

07/12/2021




Photo #104

Girder A

2'-0" wide x 7" high
x 1'-0" deep spall


Bridge #020001

East Abutment, North end, looking East

06/30/2021



Photo #105



Full height hairline crack
with heavy efflorescence

Bridge #020001

West Abutment, Bay F, looking West

07/13/2021

Photo #106

Girder B

Girder C

(2) full height hairline
cracks with efflorescence

Bridge #020001

East Abutment, Bay B, looking East

06/30/2021




Photo #107

Girder G

Northeast anchor bolt
has been removed

Moderate rust on
bearing assembly

Bridge #020001

Span 3, Pier 3, Girder G, looking East

07/14/2021

Photo #108

Girder A

Corrosion to
masonry plate

Bridge #020001

Span 4, Pier 4, Girder A, looking Northeast

07/12/2021




Photo #109

DONE

DONE

Girder C

Light rust to bearing

Bridge #020001

Span 4, Pier 4, Girder C, looking East

07/12/2021




Photo #110

Girder G

Anchor bolt nuts backed
off up to 1/8"

5/16" gap between masonry
plate and bridge seat

Bridge #020001

East Abutment, Girder G, looking East

06/30/2021

Photo #111

Girder H

All four anchor bolts exhibit
nuts backed off up to 1-5/8"

Bridge #020001

East Abutment, Girder H, looking East

06/30/2021



Photo #112

Girder J

Bearing misaligned
2-1/2" to the South

Bridge #020001

Span 9, Pier 9, Girder J, looking East

07/14/2021




Photo #113

Girder H

1/16" gap between bottom
flange and sole plate

Bridge #020001

Span 6, Pier 5, Girder H, looking West

07/13/2021

Photo #114

Girder G

South edge of bearing
pad is compressed

Bridge #020001

Span 5, Pier 5, Girder G, looking East

07/12/2021




Photo #115

Girder G

Typical gap between
masonry plate and pedestal

Bridge #020001

Span 4, Pier 4, Girder G, looking East

07/12/2021




Photo #116

Interior Diaphragm 4

Girder H

7-3/4" high x 1/8" bend
in connection plate

Bridge #020001

Span 11, Girder H, North Face, looking South

07/15/2021

